



RED EDUCACIONAL
**SANTO TOMÁS
DE AQUINO**
DESDE 1870

EDUCACIÓN DE EXCELENCIA BASADA
EN LA PEDAGOGÍA DE JESÚS



COLEGIO SANTA MARTA
CURSO: Octavo Básico
ASIGNATURA: Inglés
Profesoras: Daniela Rey Z.
Fecha: Lunes 6 de Abril, 2020

• Objectives:

- **Knowing and identifying vocabulary and verbs/expressions related to technology.**
- **Expressing like and dislike about technology.**

• Instructions : (In Spanish to make them clear)

1. Usted verá algunas diapositivas con vocabulario relacionado a equipos/objetos tecnológicos, así como verbos y expresiones relacionados con la temática de tecnología.
2. También podrá observar cómo expresar gustos a través de expresiones en inglés + terminación ING de verbos.
3. Se le pide que la materia de las siguientes diapositivas la traspase a su cuaderno de inglés. Comience con la fecha (First week of April) y el nombre de la unidad.
4. A continuación copie la instrucción y todo el vocabulario (diapositivas 5 a 15) y al lado de cada palabra en inglés escriba su equivalente en español. **Luego, continúe copiando todo lo que sigue a continuación .**
5. Cuando haya links de videos véalos porque aclararán lo que estamos estudiando.
6. La idea es que **siga las instrucciones al pie de la letra**, y que realice a conciencia las actividades con el apoyo del material. Las respuestas de las actividades se encuentran al final de la presentación, **PERO** la idea es que usted desarrolle las actividades sol@ y use estas respuestas solo para corregir su trabajo.



Lea detenidamente

Este PPT corresponde al inicio de nuestra primera unidad, por favor siga las instrucciones que se le dio en la diapositiva anterior.

Por el momento, use este PPT para copiar la materia y desarrollar los ejercicios, aplicando los contenidos aquí presentados.

Si tiene dudas, contacte a su profesora:

❖ ***Si usted es de 7° A, envíe sus consultas a drey@secst.cl (Miss Daniela)***

❖ ***Si usted es de 7° B, envíe sus consultas a varaneda@secst.cl (Miss Verónica)***

NOTA: Cuando se deba enviar respuestas, según sea solicitado, hacerlo a los mismos correos, e idealmente con copia a mvolmos@secst.cl

UNIT 1

Information and communication technologies

Look at the following slides to learn about the name of some technological devices. I'm sure you already know some of them 😊

Mira las siguientes diapositivas para aprender el nombre de algunos dispositivos tecnológicos. De seguro ya conoces algunos de ellos 😊



→ cell phone /
smartphone



→ smartwatch



→ camera



→ video camera



→ desktop PC



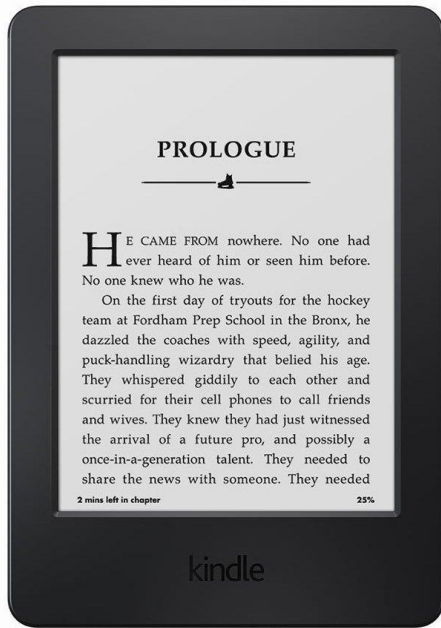
→ laptop



→ printer



→ speakers



→ eReader



→ phone



→ USB flash drive



→ memory card



→ headphones



→ earphones



battery (singular)
batteries (plural)



→ charger



→ tablet



→ VR headset
(Virtual Reality headset)



Social network

Activity Number 1

➤ Read the following definitions and answer with the correct word from the technology vocabulary.

(Lee las siguientes definiciones y responde con la palabra correcta del vocabulario de tecnología)

Example:

DEFINITION	ANSWER
<i>A social media site or application through which users can communicate with each other by adding information, message, images, etc.</i>	SOCIAL NETWORK

➤ Remember! The following definitions are related to the vocabulary from the previous slides.

(Recuerda! Las siguientes definiciones están relacionadas al vocabulario de las diapositivas anteriores)

Nota: Para apoyarte, usa el Oxford Dictionary Online.

<https://www.oxfordlearnersdictionaries.com/>


	DEFINITION	ANSWER
1.	<i>A small device on which you can store and read texts taken from the internet.</i>	
2.	<i>A small computer that can work with a battery and be easily carried.</i>	
3.	<i>A special camera for making video films.</i>	
4.	<i>An electronic device that can be used to store data, used especially with digital cameras, mobile phones, music player, etc.</i>	

	DEFINITION	ANSWER
5.	<i>A device that is placed inside a clock, radio, etc. and that produces the electricity that makes it work.</i>	
6.	<i>A small computing device that you wear on your wrist.</i>	
7.	<i>The part of a radio, computer or piece of musical equipment that the sound comes out of.</i>	
8.	<i>A piece of equipment consisting of two earphones joined by a band across the head that makes it possible to listen to music, the radio, etc. without other people hearing it.</i>	
9.	<i>A piece of equipment used to take photographs.</i>	
10.	<i>A piece of equipment that a person wears over their eyes that allows them to experience images and sounds produced by a computer as if they were part of real life.</i>	
11.	<i>A wired piece of equipment for talking to people who are not in the same place as you.</i>	

	DEFINITION	ANSWER
12.	<i>A piece of equipment for loading or recharging a battery with electricity.</i>	
13.	<i>A computer with a keyboard, screen and main processing unit that fits on a desk.</i>	
14.	<i>A piece of electronic equipment that you put in your ears so that you can listen privately to radio, music, etc.</i>	
15.	<i>A machine that uses ink and transfer the information from a computer into paper.</i>	
16.	<i>A small, flat computer that is easy to carry and controlled by touching the screen or by using a special pen.</i>	
17.	<i>A small piece of equipment that you connect to a computer or other piece of electronic equipment to copy and store information.</i>	
18.	<i>A mobile phone that also has some of the functions of a computer, the facility to use apps and the internet.</i>	

Now, let's learn some words related to
technology 😊

Ahora, vamos a aprender algunas palabras
relacionadas a la tecnología 😊



To download



To upload



save



delete



copy



paste



send/receive emails



To click on



Turn on / off



search



post



visit website



surf the internet






chat online



watch video

Likes and dislikes + -ING

Some expressions used to express what you like or not are:
(Algunas expresiones utilizadas para expresar lo que te gusta o no)

		
enjoy	don't mind	don't like
like		hate
love		



Look at the following examples:

- 1) I **enjoy playing** videogames.
- 2) I **like making** phone calls to my friends.
- 3) I **love using** my camera to take photos.
- 4) I **don't mind doing** my homework online.
- 5) I **don't like reading** books from the e-reader.
- 6) I **hate using** my desktop PC but my laptop broke down last week.

In the previous examples, it is important to remember that is common to use the “ing” ending after the like and dislike expressions.

The most common thing to do is just add ING, but there are some exceptions:
(En los ejemplos previos, es importante recordar que es común usar la terminación “ing” después de las expresiones que indican gusto o no)



BASE FORM	“ING” – FORM
Work - Catch - Sleep	Working – Catching – Sleeping
Write ^e - Take ^e - Drive ^e	Writing – Taking – Driving Final letter “E” is eliminated
Die - Lie	Dying – Lying
Swim* - Run* - Stop*	Swimming – Running – Stopping
* The final three letters are “consonant – vowel – consonant” that’s why we have double consonant “mm – nn – pp”	
Stud ^y - Play ^y - Buy ^y	Studying – Playing – Buying Final letter “Y” is in the same place

Verbos de una sílaba

Swim* - Run* - Stop*

Swimming - Running - Stopping

* The final three letters are "consonant - vowel - consonant" that's why we have double consonant "mm - nn - pp"

Si el verbo es de 2 sílabas y las últimas tres letras son consonante + vocal + consonante,
NO SIGUE esta regla

Ejemplos:

Enter → entering ✓ (enterring **X INCORRECT**)
Happen → happening ✓ (happennning **X INCORRECT**)

Para ver una breve explicación en español, haz click en el siguiente link:

<https://youtu.be/PeubuXzxS-0>

Activity Number 2

➤ Now use the **verbs** from the words related to technology (slides 21-22) to apply the ing ending in the following table.

(Ahora usa los **verbos** de las palabras relacionadas a la tecnología (diapositivas 21 y 22) para aplicar la terminación “ing”)

Example:

VERB (Base form)	+ ing
download	download ing

➤ Ahora completa la tabla! Recuerda las reglas gramaticales 😊

	VERB (Base form)	+ ing
19.	upload	
20.	save	
21.	delete	
22.	copy	
23.	send	
24.	receive	
25.	click	
26.	search	
27.	post	
28.	visit (2 sílabas)	
29.	surf	
30.	chat (1 sílabas)	
31.	watch	

Activity Number 3

➤ Finally, create sentences about what you like and don't. **You have to use:**

- ALL the like/dislike expressions (enjoy, like, love, don't mind, don't like, hate)
- At least 5 verbs learnt in this lesson (upload, save, delete, copy, send, receive, click, search, post, visit, surf, chat, watch)
- At least 7 words related to technological objects (smartphone, smartwatch, camera, video camera, desktop PC, laptop, printer, speakers, eReader, phone, USB flash drive, memory card, headphones, earphones, battery, charger, tablet, VR headset, social networks)

➤ If you already used all that is asked before and you still have space, create other sentences BUT always related to technology!

- Finalmente, crea oraciones sobre lo que te gusta y lo que no. Tienes que usar:
 - Todas las expresiones de gusto/disgusto (enjoy, like, love, don't mind, don't like, hate)
 - Usa al menos 5 verbos aprendidos en esta lección (upload, save, delete, copy, send, receive, click, search, post, visit, surf, chat, watch)
 - Usa al menos 7 palabras relacionadas a objetos tecnológicos (smartphone, smartwatch, camera, video camera, desktop PC, laptop, printer, speakers, eReader, phone, USB flash drive, memory card, headphones, earphones, battery, charger, tablet, VR headset, social networks)
- Si usaste todo lo que se pide en las instrucciones y aún tienes espacio, crea oraciones libremente PERO siempre relacionadas a la tecnología! → **LEA CON ATENCION LAS INSTRUCCIONES!**

CONTINUE →

Escribe tus oraciones en inglés! ↓

EX.:	I ENJOY WATCHING VIDEOS ON MY DESKTOP PC.
32.	
33.	
34.	
35.	
36.	
37.	
38.	
39.	
40.	



**You finished all the activities
EXCELLENT!**



Now, in the following slides you will find the answers of the activities so you can check your progress.

Answers:

1.	eReader
2.	laptop
3.	video camera
4.	memory card
5.	battery
6.	smartwatch
7.	speakers
8.	headphone
9.	camera
10.	VR headset
11.	phone
12.	charger
13.	desktop pc
14.	earphone
15.	printer

16.	tablet
17.	USB flash drive
18.	cellphone/smartphone
19.	uploading
20.	saving
21.	deleting
22.	copying
23.	sending
24.	receiving
25.	clicking
26.	searching
27.	posting
28.	visiting
29.	surfing
30.	chatting

31.	watching
32.	EXAMPLE
33.	Las respuestas son personales y variadas, PERO debe utilizar: Enjoy + (verb) ING Like + (verb) ING Love + (verb) ING Don't mind + (verb) ING Don't like + (verb) ING Hate + (verb) ING (y puede repetirlas, pero al menos debe estar una vez presente cada expresión de gusto/disgusto), 5 verbos y 7 palabras del objetos tecnológicos de la lección.
34.	
35.	
36.	
37.	
38.	
39.	
40.	



RED EDUCACIONAL
**SANTO TOMÁS
DE AQUINO**
DESDE 1870



EDUCACIÓN DE EXCELENCIA BASADA
EN LA PEDAGOGÍA DE JESÚS